



POLICE NEWS RELEASE

ANNUAL ROAD TRAFFIC SITUATION 2024

OVERVIEW

In 2024, there was an increase in the total number of traffic accidents compared to 2023.

2. The number of traffic accidents resulting in fatalities increased from 131 cases in 2023 to 139 cases in 2024. The number of traffic accidents resulting in injuries increased from 6,949 cases in 2023 to 7,049 cases in 2024. The number of speeding violations also increased significantly. The traffic accident statistics for the past five years are appended in Annex A.

3. Motorcyclists and elderly pedestrians continue to be the most vulnerable road user groups.¹ Motorcyclists remain disproportionately involved in traffic accidents that result in injuries or death.

4. To address these worrying trends, the Traffic Police (TP) will:

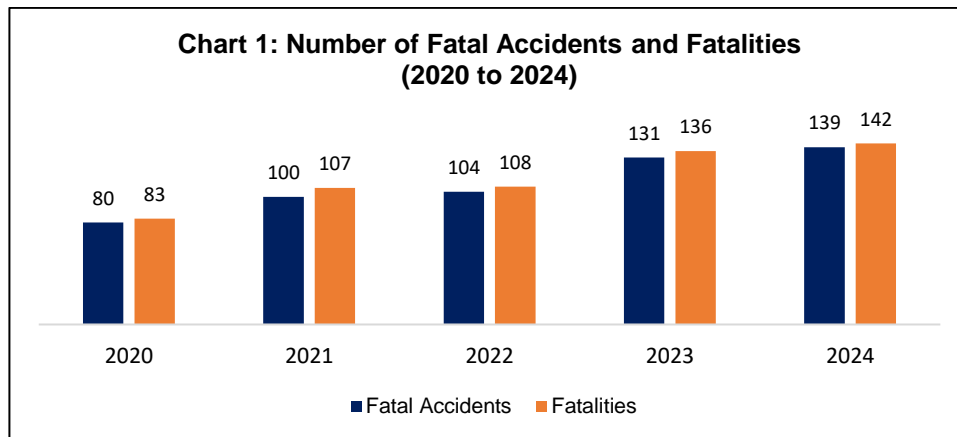
- a) Take a tougher enforcement stance and increase further its enforcement operations;
- b) Activate the speed enforcement function in more red-light cameras; and
- c) Increase the penalties for speeding offences.

¹ Elderly pedestrians refer to pedestrians aged 65 and above.

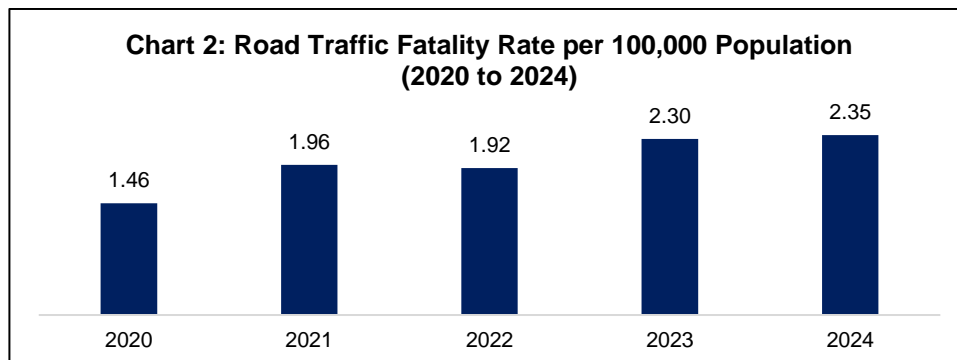
INCREASE IN ACCIDENTS AND CASUALTIES

Increase in fatal traffic accidents and fatalities

5. The number of traffic accidents resulting in fatalities increased by 6.1%, from 131 cases in 2023 to 139 cases in 2024. The number of fatalities increased by 4.4%, from 136 persons in 2023 to 142 persons in 2024. Please refer to [Chart 1](#) for the number of fatal accidents and fatalities for the past five years.

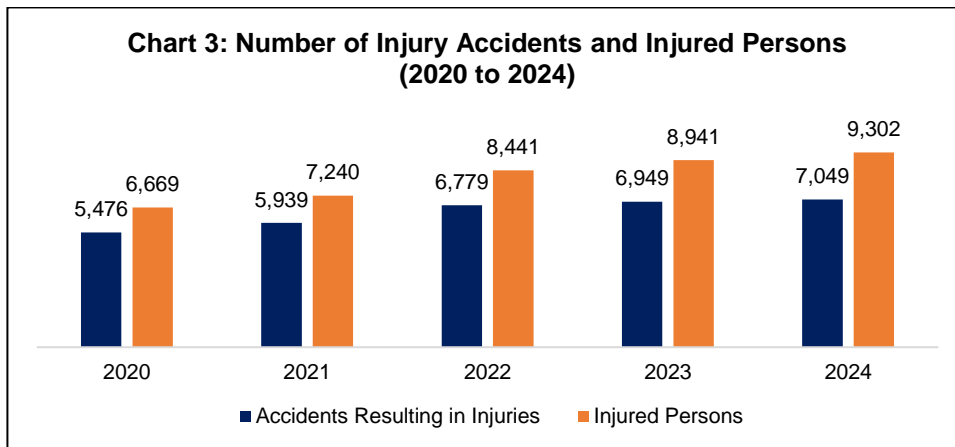


6. The road traffic fatality rate per 100,000 population increased from 2.30 in 2023 to 2.35 in 2024. Please refer to [Chart 2](#) for the road traffic fatality rates for the past five years.



Increase in accidents resulting in injuries and number of injured persons

7. The number of accidents resulting in injuries increased slightly by 1.4%, from 6,949 cases in 2023 to 7,049 cases in 2024. The number of injured persons increased by 4%, from 8,941 persons in 2023 to 9,302 in 2024. Please refer to [Chart 3](#) for the number of accidents resulting in injuries and injured persons for the past five years.



8. The primary causes of accidents were motorists' failure to keep a proper lookout, lack of adequate vehicle control, and lane changing without due care.

Decrease in red-light running accidents

9. The number of red-light running violations decreased by 11.9%, from 32,867 cases in 2023 to 28,965 cases in 2024. The number of red-light running fatal accidents decreased by 25%, from eight cases in 2023 to six cases in 2024. The number of red-light running accidents decreased by 14.3%, from 112 cases in 2023 to 96 cases in 2024.

Increase in speeding violations, and speeding-related accidents resulting in fatalities

10. The number of speeding violations increased significantly by 64.8%, from 116,440 cases in 2023 to 191,931 cases in 2024. There was an increase in the number of speeding-related fatal accidents, by 43.8%, from 32 cases in 2023 to 46 cases in 2024. The proportion of fatal accidents occurring due to speeding also increased, to 33.1% in 2024 from 24.4% in 2023.

Increase in drink-driving violations and fatal drink-driving accidents

11. The number of persons arrested for drink-driving increased by 6.9%, from 1,663 in 2023 to 1,778 in 2024.

12. The number of fatal drink-driving accidents increased by 9.1%, from 11 cases in 2023 to 12 cases in 2024.

VULNERABLE ROAD USERS

13. There continues to be a disproportionate number of road traffic accidents involving motorcyclists and elderly pedestrians resulting in injuries or death.

Motorcyclists and pillion riders: Increase in number of accidents and fatalities

14. While motorcycles make up only 14.7% of Singapore's total vehicle population in 2024, motorcyclists or pillion riders were involved in 55.2% of all traffic accidents and accounted for 59.9% of traffic fatalities. Of these fatalities, 44.7% were due to self-skid fatal accidents.

15. The number of accidents involving motorcyclists increased by 4.7%, from 3,792 cases in 2023 to 3,969 cases in 2024. The number of motorcyclist and pillion rider casualties increased by 4.7%, from 4,303 persons in 2023 to 4,507 persons in 2024.

16. The number of fatal accidents involving motorcyclists increased by 20.8%, from 72 cases in 2023 to 87 cases in 2024. The number of motorcyclist and pillion rider fatalities increased by 25%, from 68 persons in 2023 to 85 persons in 2024.

Elderly pedestrians: Continued overrepresentation in pedestrian fatalities, but overall decrease in number of accidents and fatalities

17. The number of traffic accidents involving elderly pedestrians decreased by 12.7%, from 228 cases in 2023 to 199 cases in 2024. The number of fatal accidents involving elderly pedestrians also decreased, by 50%, from 22 cases in 2023 to 11 cases in 2024. The number of elderly pedestrian fatalities decreased by 52.2%, from 23 persons in 2023 to 11 persons in 2024.

18. The number of injured elderly pedestrians decreased by 6.9%, from 203 persons in 2023 to 189 persons in 2024.

19. Elderly pedestrians, however, continue to be a significant concern. This group remains overrepresented in pedestrian fatalities. The elderly population makes up 12.5% of the overall Singapore population in 2024 but the elderly were involved in 42.3% of all fatal traffic accidents involving pedestrians and accounted for 44% of pedestrian fatalities.

Increase in number of jaywalking accidents and fatalities

20. Jaywalking continues to be a concern. The number of accidents involving pedestrians who jaywalked increased by 23%, from 288 cases in 2023 to 353 cases in 2024. The number of casualties among pedestrians who jaywalked also increased by 26%, from 283 persons in 2023 to 356 persons in 2024.

21. The number of fatal accidents involving pedestrians who jaywalked increased by 12.5%, from 16 cases in 2023 to 18 cases in 2024. Elderly pedestrians also continue to be overrepresented as they accounted for 38.9% of the total number of fatalities involving pedestrians who jaywalked in 2024.

Enforcement

22. To address the increase in number of accidents and fatalities, TP will step up enforcement operations and penalise irresponsible road users. Errant motorists who flout traffic rules and regulations, such as red-light running, speeding and drink-driving, may be prosecuted in court. If grievous hurt or death is caused, they may face imprisonment and driving disqualification.

Speed enforcement function in Red-Light Cameras (RLCs)

23. Speeding violations detected by traffic enforcement cameras, including RLCs with speed enforcement function activated, increased significantly in 2024.²

24. There was a notable rise in speeding violations and the number of speeding-related fatal accidents (as per para 10), despite the high visibility and variety of speed enforcement measures. RLCs, for example, are conspicuously painted in orange and white, accompanied by clear warning signs that indicate the speed limit of the road, and list of RLCs and their locations is even available on the SPF website. This suggests an attitudinal issue and lack of regard for speed compliance among motorists.

25. To address this worrying trend, TP has been ramping up enforcement efforts against speeding. TP will continue to progressively activate the speed enforcement function in RLCs across the island, especially at locations that are accident-prone or violation-prone.

26. We urge again all motorists to drive responsibly, adhere to traffic regulations, and prioritise safety – both for themselves and for others on the road.

Revision of composition sums and demerit points for speeding offences

27. TP will be increasing the composition fines and demerit points for speeding offences. The composition sums will be increased by between \$50 and \$150 and demerit points will be increased by up to six points. These increased penalties will take effect on 1 January 2026. Further details regarding these changes will be announced later this year.

² The speed enforcement function in RLCs was activated progressively from 1 April 2024. The number of speeding violations detected by cameras increased by 106.6%, from 48,762 cases in 2023 to 100,720 cases in 2024.

Education and engagement

28. In 2024, TP intensified its education and engagement efforts to promote road safety. This included collaboration with various stakeholders and partners, including other government agencies, public transport operators, educational institutions and industry associations. The campaigns and initiatives were designed to address the specific behaviours of different road user groups.

29. TP placed heavy focus on educating vulnerable road users, particularly elderly pedestrians, children, and motorcyclists. For children, TP developed age-appropriate materials that combined education with interactive experiences. Through initiatives such as the Singapore Traffic Games and book reading sessions, TP engaged over 16,000 children, to help them understand road safety. For motorists and motorcyclists, TP launched the “Reward the Sensible Motorists” campaign, aimed at reinforcing positive behaviours and addressing the specific risks faced by these groups.

30. Targeted initiatives were also implemented for elderly pedestrians, including organising an educational concert featuring road safety songs and skits by local artistes. Customised initiatives were also developed to address the unique challenges and perceptions of road safety among the elderly.

31. As part of a broader effort to reach all road users, TP launched a comprehensive road safety campaign. It featured videos designed to evoke strong emotional responses, and encouraging road users to take road safety responsibilities seriously. The videos garnered over 30 million views across various digital platforms. Seasonal campaigns, such as “Don’t Drink and Drive,” further reinforced the message of shared responsibility on the roads, addressing specific behaviours and risks during festive periods.

EVERYONE HAS A PART TO PLAY TO ENSURE SAFER ROADS FOR ALL

32. Despite increased efforts to improve road safety, the overall traffic situation has worsened, as seen in the sharp rise in speeding violations, speeding-related fatal accidents, and fatal accidents involving motorcyclists. There is an urgent need for all road users to improve compliance to road traffic rules, and remain vigilant. Even drivers with clean records can cause fatal accidents, underscoring the crucial need for continuous attention and focus behind the wheel.

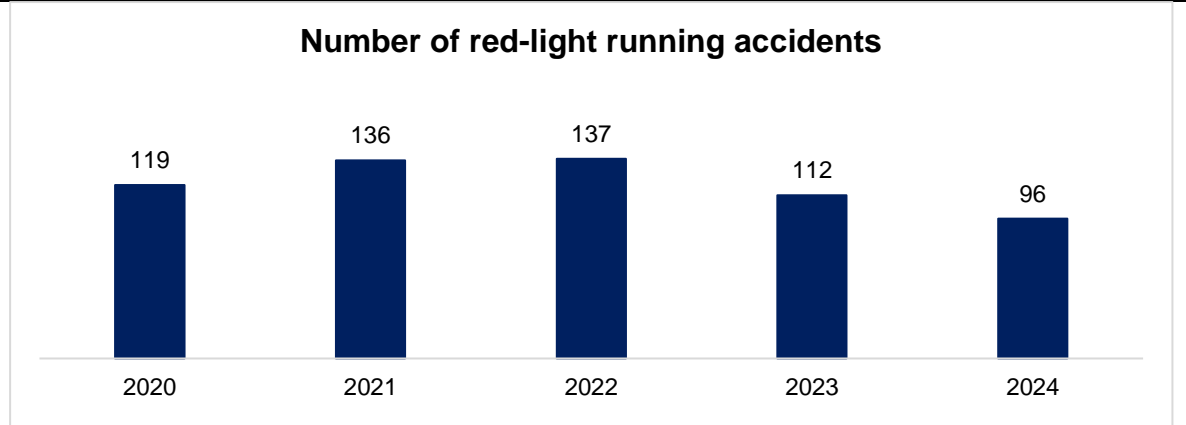
**PUBLIC AFFAIRS DEPARTMENT
SINGAPORE POLICE FORCE
21 FEBRUARY 2025 @ 3PM**

Annex A

Red-light running situation (2020 – 2024)

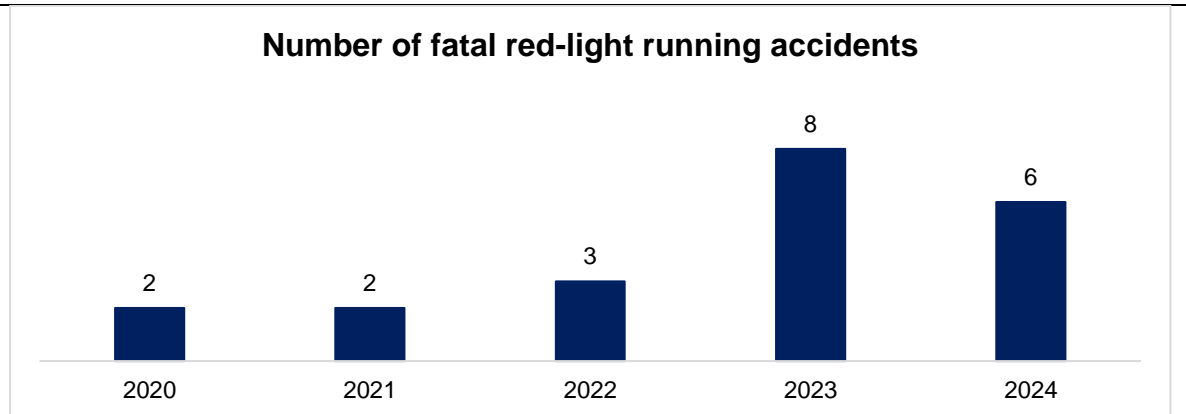
Red-light running accidents

The number of red-light running accidents decreased by 14.3%, from 112 cases in 2023 to 96 cases in 2024.



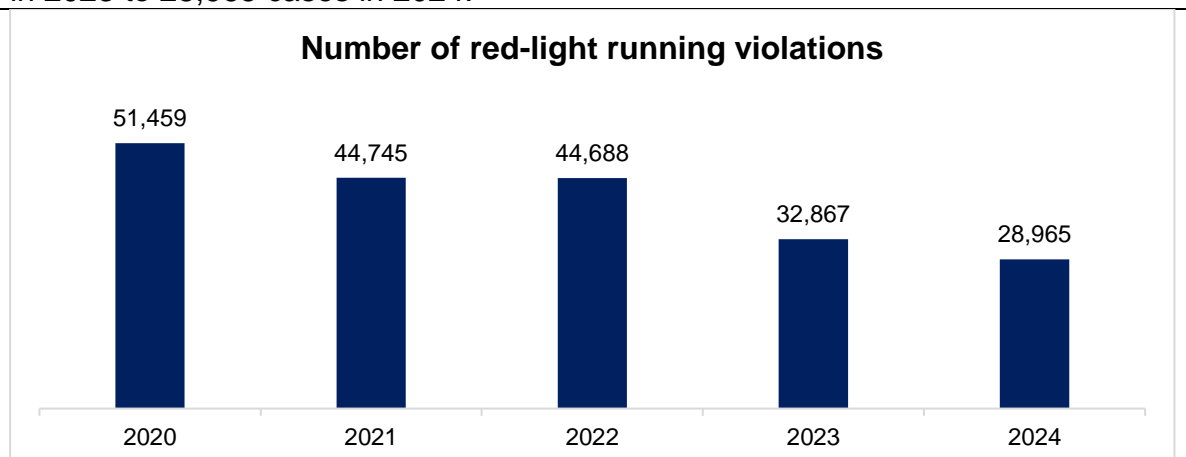
Fatal accidents due to red-light running

The number of fatal accidents due to red-light running decreased from eight cases in 2023 to six cases in 2024.



Red-light running violations

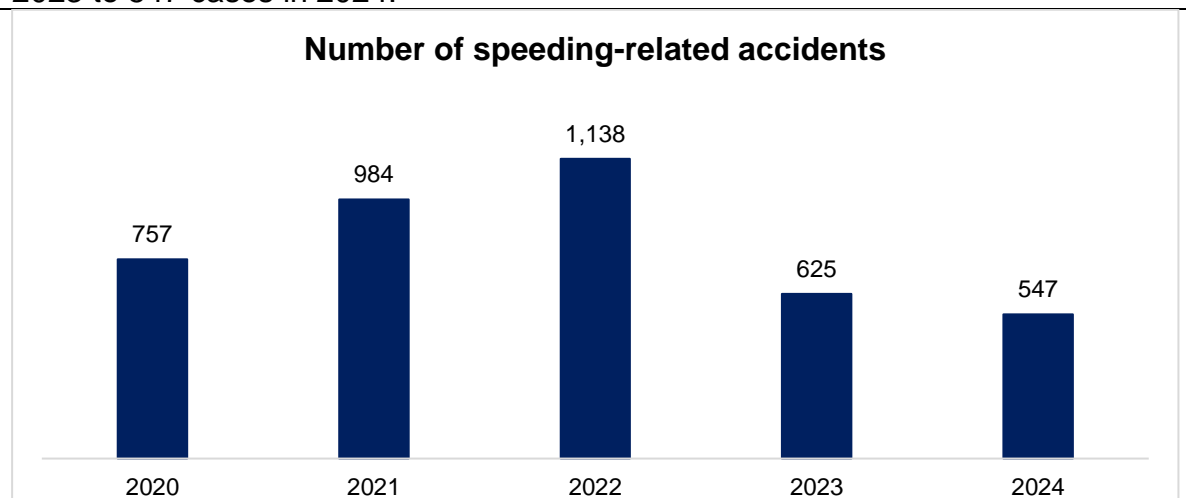
The number of red-light running violations decreased by 11.9%, from 32,867 cases in 2023 to 28,965 cases in 2024.



Speeding situation (2020 – 2024)

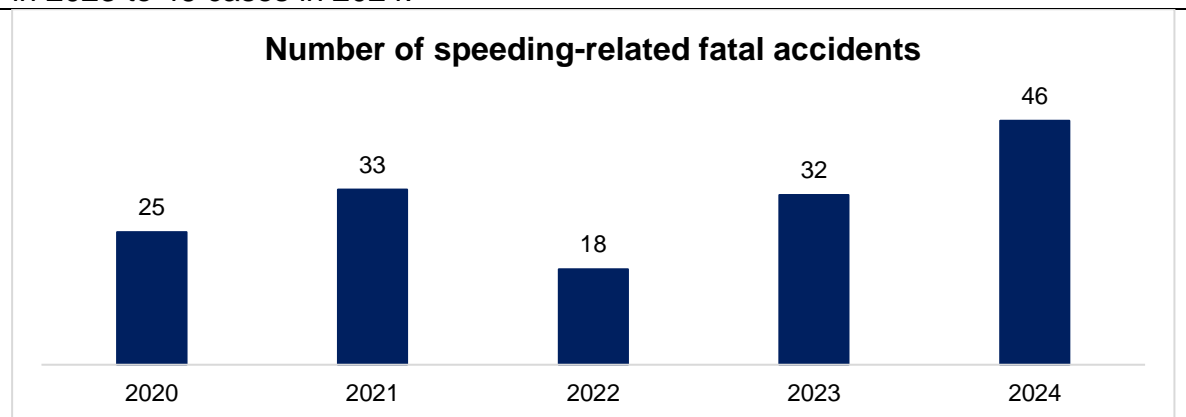
Speeding-related accidents

The number of speeding-related accidents decreased by 12.5%, from 625 cases in 2023 to 547 cases in 2024.



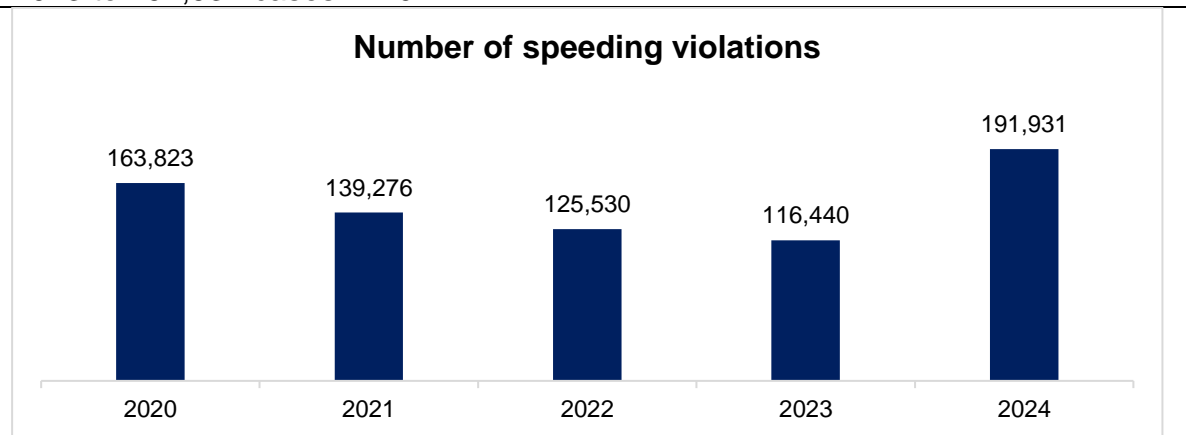
Fatal accidents due to speeding

The number of fatal accidents due to speeding increased by 43.8%, from 32 cases in 2023 to 46 cases in 2024.



Speeding violations

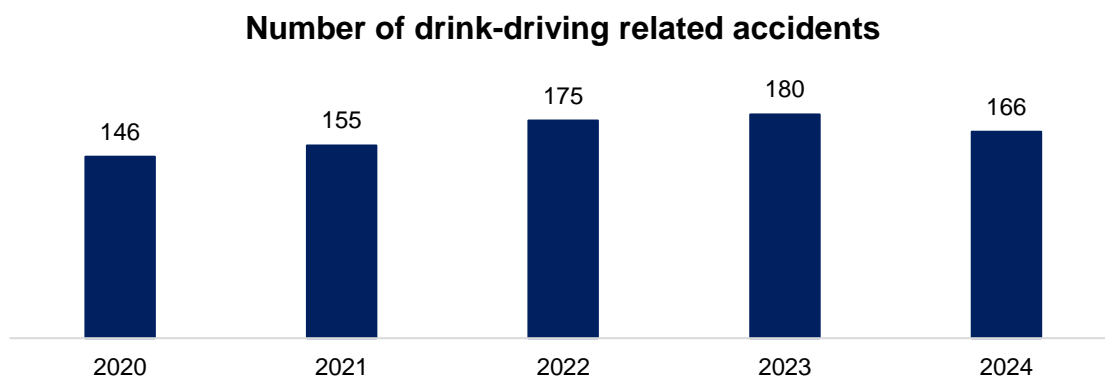
The number of speeding violations increased by 64.8%, from 116,440 cases in 2023 to 191,931 cases in 2024.



Drink-driving situation (2020 – 2024)

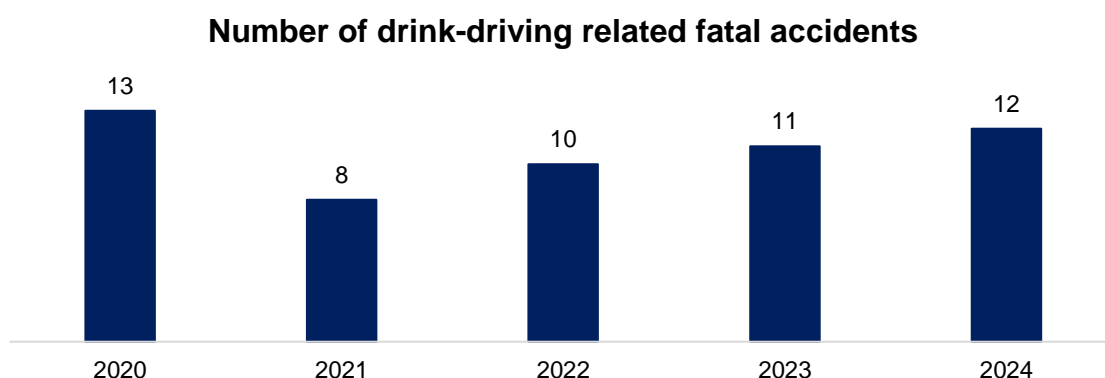
Drink-driving related accidents

The number of drink-driving accidents decreased by 7.8%, from 180 cases in 2023 to 166 cases in 2024.



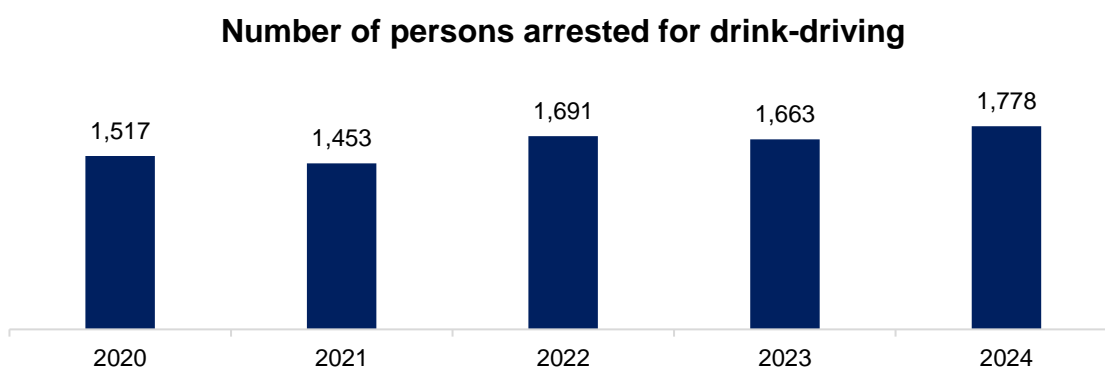
Fatal accidents due to drink-driving

The number of fatal accidents due to drink-driving increased by 9.1%, from 11 cases in 2023 to 12 cases in 2024.



Drink-driving violations

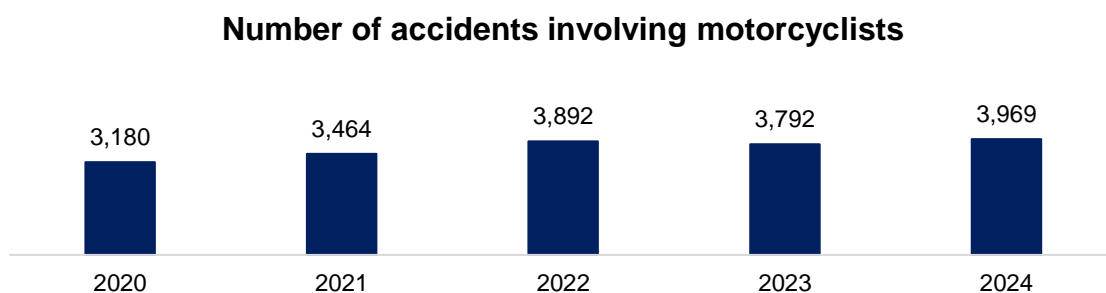
The number of persons arrested for drink-driving increased by 6.9%, from 1,663 in 2023 to 1,778 in 2024.



Accident situation involving motorcyclists (2020 – 2024)

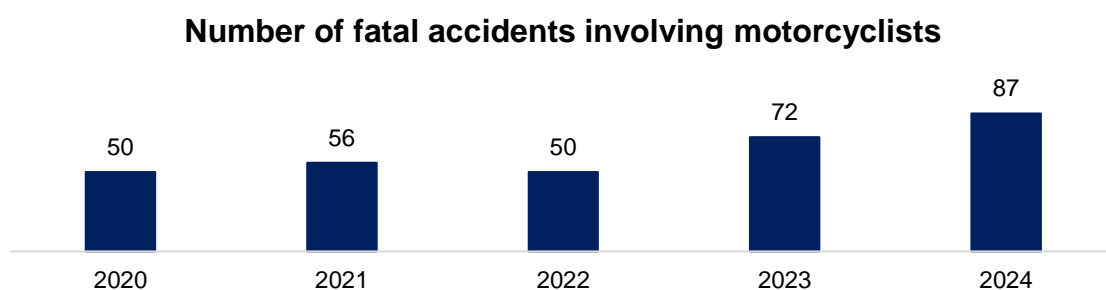
Accidents involving motorcyclists

The number of accidents involving motorcyclists increased by 4.7%, from 3,792 cases in 2023 to 3,969 cases in 2024.



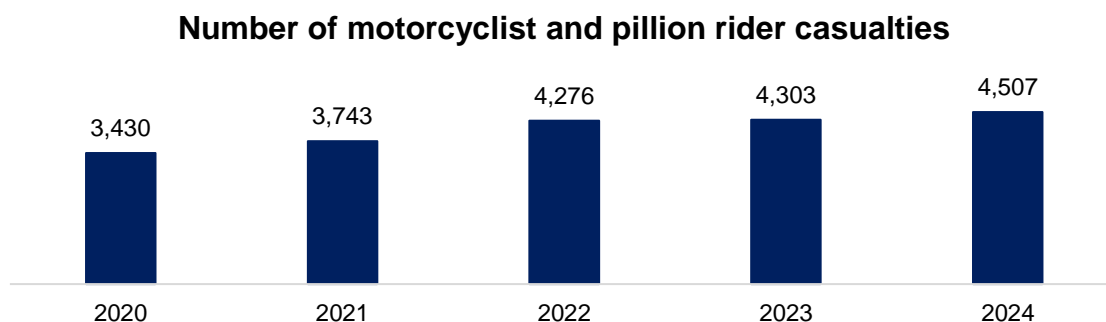
Fatal accidents involving motorcyclists

The number of fatal accidents involving motorcyclists increased by 20.8%, from 72 cases in 2023 to 87 cases in 2024.



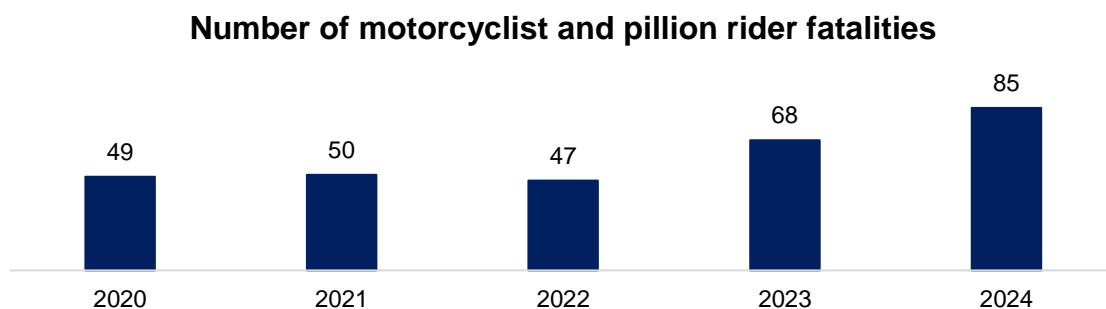
Number of motorcyclist and pillion rider casualties

The number of motorcyclist and pillion rider casualties increased by 4.7%, from 4,303 persons in 2023 to 4,507 persons in 2024.



Number of motorcyclist and pillion rider fatalities

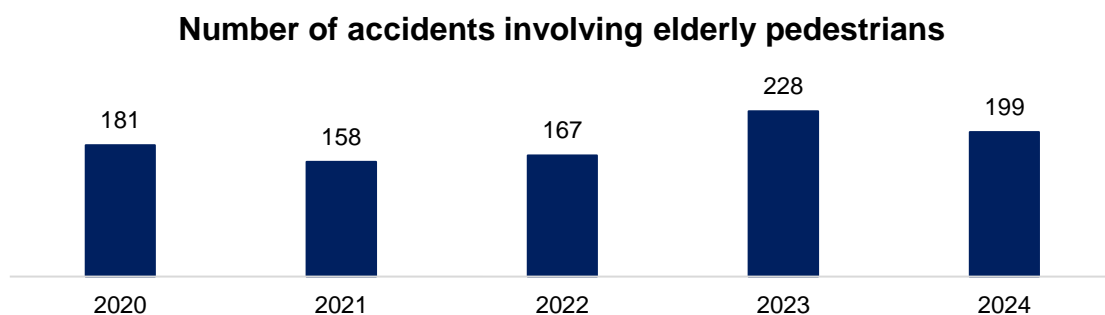
The number of motorcyclist and pillion rider fatalities increased by 25.0%, from 68 persons in 2023 to 85 persons in 2024.



Accident situation involving elderly pedestrians (2020 – 2024)

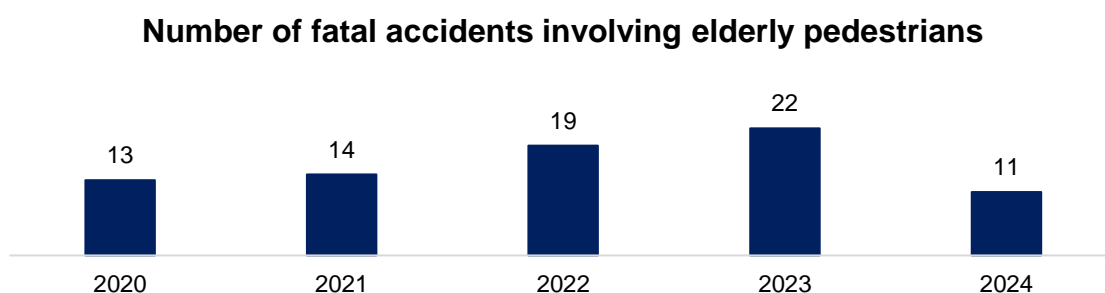
Accidents involving elderly pedestrians

The number of accidents involving elderly pedestrians decreased by 12.7%, from 228 cases in 2023 to 199 cases in 2024.



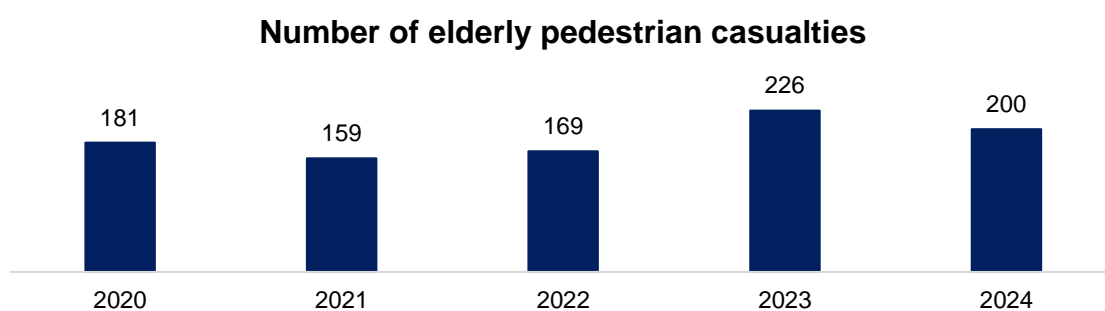
Fatal accidents involving elderly pedestrians

The number of fatal accidents involving elderly pedestrians decreased by 50.0%, from 22 cases in 2023 to 11 cases in 2024.



Number of elderly pedestrian casualties

The number of elderly pedestrian casualties decreased by 11.5%, from 226 persons in 2023 to 200 persons in 2024.



Number of elderly pedestrian fatalities

The number of elderly pedestrian fatalities decreased by 52.2%, from 23 persons in 2023 to 11 persons in 2024.

