

Form Guide for new Form NP 728

Objective

1. This guide explains the features found in the new Form NP 728, or Offline Cash Movement Report (CMR). This new form is meant to be submitted to the Suspicious Transaction Reporting Office (STRO) via the STRO Online Notices and Reporting Platform (SONAR), an electronic online filing platform.
2. This form guide is **NOT** the prescribed form under Section 48C of the Corruption, Drug Trafficking and Other Serious Crimes (Confiscation of Benefits) Act.

Features in new Form NP 728

General Guidance:

A **reference number** is found on each page and will be system-populated when the form is successfully submitted on the filing platform. Quote this number when corresponding with STRO on the submitted form.

Reference No.

Particulars of Declarant | Information on CBNI | Declaration

Form NP 728

You can click on the **tab headers** to quickly access the different Parts of the report. No input is required for Parts which are not applicable.

Part I: Particulars of Declarant

I am making this report* Myself On behalf of another person On behalf of another entity

Movement of CBNI* Entering Singapore Leaving Singapore

Full Name i

Date of Birth* (DD/MM/YYYY)

Gender*


ID Type*

Fields in red have been incorrectly filled and must be corrected.

Greyed-out fields will be system-populated when the form is successfully submitted on the filing platform. These greyed-out fields do not have to be completed. **A copy of the submitted form with the system-populated information will be available for download upon successful submission.**

Fields with an asterisk are mandatory and must be completed.

When you **hover your mouse** over **active fields** or **blue icons** (for greyed fields), a short description of the field will appear. You may refer to the descriptions of the fields if you are unsure of how to complete the CMR.

Full Name 

Date of Birth This field will be auto-completed when the form is submitted to STRO through SONAR based on the CorpPass or SingPass account that is used to log in. You will have the opportunity to check the accuracy of the information before the final submission.

Gender*

ID Type*

Passport No

Country / Region of Issue*

Nationality / Citizenship*



Occupation / Profession*

When there are “+” and “-” buttons, more than one entry is allowed.

- Use the “+” button to add up to 20 entries.
- Use the “-” button to delete entries (data deleted is irreversible).

Fields with arrows have **drop down lists**. You can click on the arrow to see all selections available, scroll to select the field or type the first alphabet of the field (e.g. in Occupation, type “U” for “Unemployed”) to jump to a particular field.

Number of CBNI: 1

CBNI  

^

CBNI Type* Currency Traveller's Cheque Cheque
 Money Order Bill Of Exchange Promissory Note
 Others

Currency Code* Singapore Dollar



Amount* (to nearest whole number)

Do you own the CBNI*

Number of Source(s):

Source of CBNI Person Entity Business Entity

Number of Intended Recipient(s): 0

Intended Recipient of CBNI Person Entity  Business Entity 

Part I: Particulars of Declarant

Part I: Particulars of Declarant

I am making this report* Myself On behalf of another person On behalf of another entity

Movement of CBNI* Entering Singapore Leaving Singapore

Full Name ⓘ

Date of Birth* (DD/MM/YYYY) / /

The greyed field “**Full Name**” of declarant will be auto-populated upon submission of the CMR on the filing platform. This information will be based on the particulars associated with the logged-in CorpPass account.

Part II: Information on Physical Currency and Bearer Negotiable Instruments (CBNI)

Number of CBNI: 1

CBNI
<input type="radio"/> Currency <input type="radio"/> Traveller's Cheque <input type="radio"/> Cheque
<input type="radio"/> Money Order <input type="radio"/> Bill Of Exchange <input type="radio"/> Promissory No
<input type="radio"/> Others

Occupation / Profession*

Others

If 'Others' please provide Occupation Details*

In adding and deleting CBNI, if you have more than 1 CBNI, the first CBNI cannot be deleted (you can modify it instead).

Selecting “Others” for fields will require you to provide additional details.

+
-

CBNI 2
 ^

CBNI Type*

Currency
 Traveller's Cheque
 Cheque

Money Order
 Bill Of Exchange
 Promissory Note

Others

Currency Code*

Amount*
(to nearest whole number)

Do you own the CBNI*
 Yes
 No

Number of Source(s):
1

Source of CBNI

Same as CBNI 1

Person Entity
+

Business Entity
+

Source of CBNI - Person Entity
x

Name of Person Entity from whom CBNI is received*

Date of Birth (DD/MM/YYYY)
 /
 /

ID Type*

Passport Number / ID Number

For subsequent CBNIs, if the Source or Recipient is the same as CBNI 1, click this **check box**. You will not need to fill in the details of the Source or Recipient again.

New fields appear when you select either Person Entity or Business Entity. Indicate whether the Source or Recipient is a person or business by selecting the button, then fill in the new fields that appear.

CBNI 2 + -

Currency Traveller's Cheque Cheque
 Money Order Bill Of Exchange Promissory Note
 Others

Currency Code*

Amount* (to nearest whole number)

Do you own the CBNI* Yes No

Number of Source(s): 0 Each CBNI must have at least 1 Source or 1 Recipient entered

Source of CBNI Same as CBNI 1 Person Entity Business Entity

Number of Intended Recipient(s): 0 Each CBNI must have at least 1 Source or 1 Recipient entered

Intended Recipient of CBNI Same as CBNI 1 Person Entity Business Entity

If you indicate that you do not own the CBNI, you must indicate if the source of CBNI is a person or business and enter in the relevant details.

Each CBNI must have at least one Source or Recipient.

Part III: Declaration and Submission Details

Part III: Declaration and Submission Details

Please click on "Validate Form".
Form validation must be successful before it can be submitted

Validation Status

You must click on "Validate Form" at the end of the form to check if all the necessary fields have been filled up properly.

Part III: Declaration and Submission Details


Please click on "Validate Form".
Form validation must be successful before it can be submitted

Validation Status

An error message will appear if validation fails and fields with errors will be highlighted in **red** for your attention.

When validation fails, a pop-up window will also appear to inform you of the errors – click 'OK' to proceed.

Warning: JavaScript Window - Form Validation Errors

 Please complete the following mandatory fields:

- Please specify who you are making this report for under Part I - Particulars of Declarant.
- Please indicate whether CBNI is entering or leaving Singapore under Part I - Particulars of Declarant.
- Please indicate your date of birth as per your passport / ID card under Part I - Particulars of Declarant.
- Please indicate your gender as per your passport / ID card under Part I - Particulars of Declarant.
- Please indicate your ID type under Part I - Particulars of Declarant.
- Please indicate your passport / ID number as per your passport / ID card under Part I - Particulars of Declarant.
- Please indicate your passport / ID card's country of issue under Part I - Particulars of Declarant.
- Please indicate your nationality as per your passport / ID card under Part I - Particulars of Declarant.
- Please indicate your occupation or profession under Part I - Particulars of Declarant.
- Please indicate your Block as recorded on your official identification under Part I - Particulars of Declarant.

(13 mandatory error messages not shown)

Please amend the following fields:

- Each CBNI must have at least 1 Source or 1 Recipient entered.

OK

Take note that this pop-up window only displays up to 10 errors. To view the remaining errors, you will need to first fix the errors shown, then validate again.

Part III: Declaration and Submission Details

Please click on 'Validate Form'.
Form validation must be successful before it can be submitted

[Validate Form](#)

Validation Status **Validated successfully as of 19/08/2019 2:42:41 PM**

I declare that the information provided is true and correct

Name of person who submitted declaration ⓘ

ID of person who submitted declaration ⓘ Date / Time the declaration was submitted ⓘ

ID Type of person who submitted declaration ⓘ

You must also tick this checkbox to declare that the information provided is true and correct **before** validation.

You can only submit the form if form validation is successful (turns **green**).

The following greyed fields will be auto-populated upon submission of the CMR on the filing platform:

- Name of declarant
- ID & ID Type of declarant
- Date and Time of declaration (date in which form is submitted on the filing platform)
- The identifying information of the reporting officer will be based on the particulars associated with the logged-in CorpPass account. The date of declaration will be the date on which the form is submitted successfully on the filing platform.