



POLICE NEWS RELEASE

ANNUAL ROAD TRAFFIC SITUATION 2016

Road safety situation improved but safety of elderly pedestrians remains a concern

The overall road safety situation improved in 2016. There was a decrease in the number of fatal traffic accidents and fatalities, a continuation of a downward trend in fatalities since 2012. There was, however, a slight increase in the number of accidents that resulted in injuries.

2. Motorists' compliance with speed limits improved. There was also a decrease in the number of drink-driving accidents and the number of people arrested for drink-driving.

3. Elderly pedestrians, however, continued to be a group of concern due to the increased number of accidents and fatalities involving them. The Traffic Police (TP) will continue to educate elderly road users on good road safety practices.

Decrease in the Number of Fatal Traffic Accidents and Fatalities

4. There were 140 fatal accidents in 2016, compared to 148 fatal accidents in 2015. The number of fatalities fell from 151 in 2015 to 141 in 2016. Our road traffic fatality rate has been declining over the past five years. In 2016, the fatality rate per 100,000 persons fell to 2.51, from 2.73 in 2015. This is the lowest fatality rate since 1981.¹ Please refer to [Chart 1](#) for the number of fatal accidents and fatalities; and [Chart 2](#) for the fatality rates over the past five years.

5. However, every fatality is one too many. TP will continue to work with road users and stakeholders to increase awareness of road safety and encourage compliance with traffic rules.

¹ The data collation for fatality rate began in 1981.

Chart 1: Number of Fatal Accidents and Fatalities, 2012 – 2016

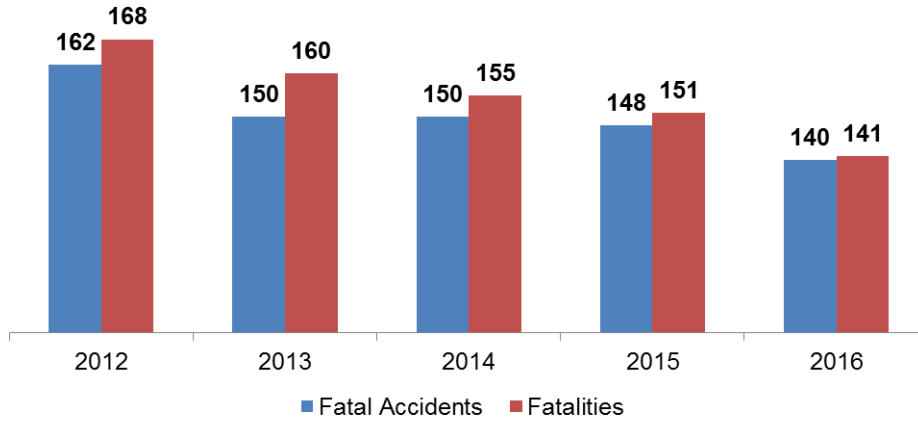
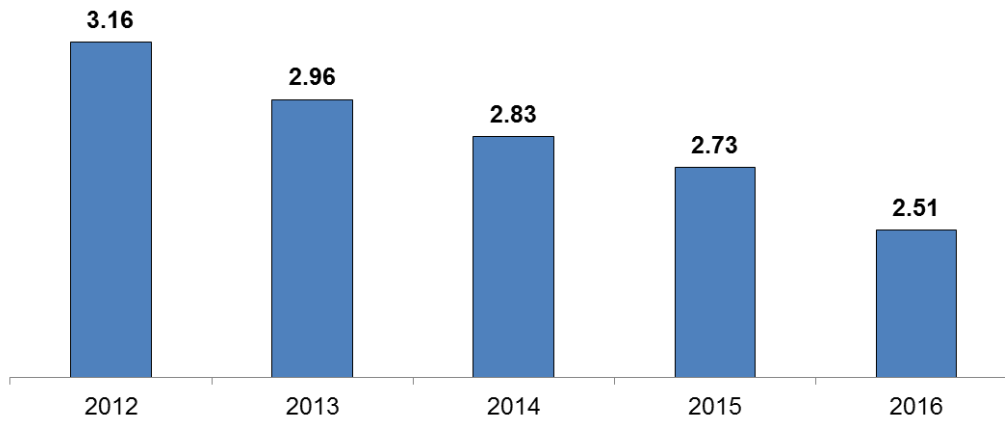


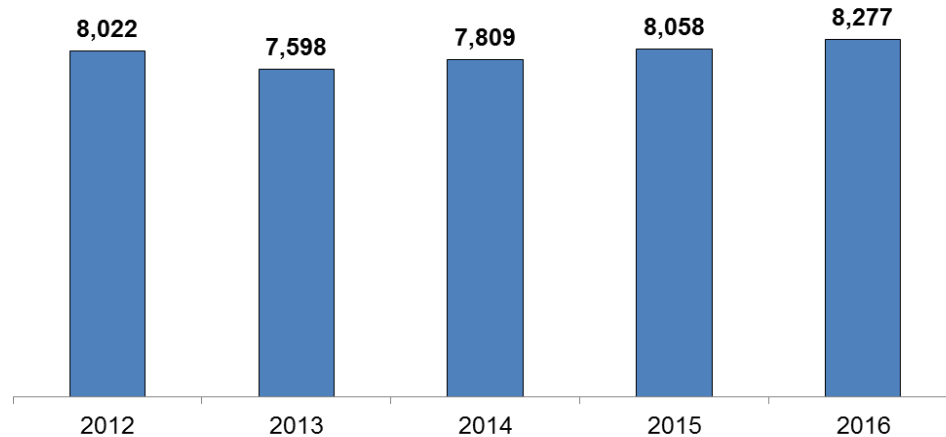
Chart 2: Fatality Rate per 100,000 Persons, 2012 – 2016



Increase in the Number of Accidents Resulting in Injuries

6. The number of accidents resulting in injuries increased slightly by 2.7%, from 8,058 cases in 2015 to 8,277 cases in 2016. Please refer to Chart 3 for the number of accidents resulting in injuries over the past five years.

Chart 3: Number of Accidents Resulting in Injuries, 2012 – 2016



Improvement in Drink-Driving Situation

7. There was an improvement in the drink-driving situation. The number of drink-driving related accidents decreased by 2.9%, from 138 accidents in 2015 to 134 accidents in 2016. The number of persons arrested for drink-driving also decreased by 7.9%, from 2,303 persons in 2015 to 2,121 persons in 2016.

8. The number of fatalities arising from drink-driving related accidents also decreased. There were 9 such fatalities in 2016, compared to 14 in 2015.

9. Although the drink-driving situation has improved, motorists who continue to drink and drive risk not only their own lives but also the lives of their loved ones and other road users. TP will continue to undertake regular enforcement actions, including setting up roadblocks, to deter reckless driving behaviours.

10. MHA and TP are also reviewing the existing penalties for various road traffic offences in the Road Traffic Act with a view to increase the penalties for offences that result in death or hurt to others, especially in cases where the drivers were driving under the influence of drugs or alcohol. In the interim, TP will press for more severe penalties for such cases.

Decrease in the Number of Speeding-Related Accidents and Violations

11. To deter and detect speeding, a range of speed cameras, including Fixed Speed Cameras, Mobile Speed Cameras and the hand-held Police Speed Laser Cameras, have been deployed. To alert motorists to the existence of these cameras and deter the commission of traffic violations, the deployment locations of the cameras are made available on the Singapore Police Force website. The Fixed and Mobile Speed Cameras are also painted bright orange to make them more prominent to motorists. In addition, TP have put in place warning signages to alert motorists when they are entering the speed camera zones. There has also been extensive public education on speed camera enforcement efforts.

12. The number of speeding-related accidents decreased by 10.4%, from 1,206 accidents in 2015 to 1,081 in 2016. Similarly, the number of fatal accidents involving speeding fell by 16.7%, from 48 accidents in 2015 to 40 accidents in 2016. The number of speeding cases also declined by 7.8%, from 186,838 in 2015 to 172,192 in 2016.

New Initiative: The Average Speed Camera

13. Although the number of accidents and violations involving speeding has decreased, TP will continue to look into ways to safeguard road users and educate motorists on the importance of keeping within speed limits for their own safety and that of other road users.

14. A new initiative is the deployment of Average Speed Cameras (ASCs). The ASC is a two-point camera system that will detect and compute the average speed of a vehicle as it enters and exits the enforcement zone. It complements other speed enforcement cameras as part of TP's overall enforcement strategy on speeding in Singapore. The first ASCs will be installed along the new stretch of Tanah Merah Coast Road in the first quarter of 2018.

Engaging Elderly Pedestrians on Road Safety

More Accidents involving Elderly Pedestrians

15. Traffic accidents involving elderly pedestrians remain a key area of concern. The number of elderly pedestrians killed in traffic accidents increased by 21.7%, from 23 in 2015 to 28 in 2016.² The number of accidents involving elderly pedestrians also increased by 19.6%, from 224 in 2015 to 268 in 2016. 30.2% of these accidents occurred when the elderly pedestrians were jaywalking. The number of accidents involving elderly pedestrians who jaywalked increased by 42.1%, from 57 in 2015 to 81 in 2016.

16. Elderly pedestrians are encouraged to play their part in road safety by refraining from jaywalking. They should use the nearest available pedestrian crossing to cross the road safely. In addition, they are advised to always keep a

²The term 'elderly pedestrians' refers to pedestrians aged 60 years old and above.

lookout for motorists when crossing the road, even when they have the right of way. TP will continue to educate elderly road users on good road safety practices.

17. Elderly pedestrian fatalities are also commonly caused by motorists not keeping a lookout for and not giving way to these pedestrians. There have been instances of accidents occurring when motorists made a right turn at traffic junctions but failed to look out for pedestrians who were still crossing the road. TP urge all motorists to exercise greater care and to look out for pedestrians when driving.

Road Master Test Kit to Educate Elderly Pedestrians

18. On 13 November 2016, TP and the Singapore Road Safety Council launched the Road Master Test Kit to help the elderly gauge their road sense and strengthen their road safety awareness. The Road Master Test Kit (Annex) aims to help the elderly assess their eyesight, hearing and reaction time, factors that impact on their safety on the roads.

19. Since 2 February 2017, dispensers for these test kits have been placed at bus stops around Outram, Bishan and Serangoon, as these neighbourhoods had a high concentration of accidents involving elderly pedestrians. Elderly persons with the Senior Citizen Concession EZ Link Cards can redeem a test kit at these locations.

20. TP will be using the Road Master Test Kit to educate and engage elderly road users, at places such as Senior Activity Centres and community events. Working together with the Community Policing Unit officers from the Neighbourhood Police Centres and Road Safety Champions, TP hope that these test kits will raise awareness of road safety amongst our elderly, especially in highlighting the dangers of jaywalking as well as educating them on the safety precautions they should take to stay safe on the roads.

“Road fatalities continue to fall and 2016 saw the lowest fatality rate recorded. We also saw an improvement in the speeding and drink-driving situations. Motorists play an important role in the improvement of the road traffic situation and we hope they continue adopting the right Road Sense.

Despite the improvement in the traffic situation, the safety of elderly pedestrians remains a key concern. The Traffic Police will reach out to more elderly people to educate them on the dangers of the roads and how to use the roads safely. Similarly, we hope that motorists will do their part to look out for elderly pedestrians.”

*–Senior Assistant Commissioner of Police Sam Tee
Commander of the Traffic Police*

**PUBLIC AFFAIRS DEPARTMENT
SINGAPORE POLICE FORCE
15 FEBRUARY 2017 @ 4.15 PM**

Photo of Road Master Test Kit Dispenser



ARE YOU A ROAD MASTER? GET YOUR KIT TO STAY SAFE ON THE ROAD.

1680 ELDERS HAVE ALREADY DONE IT



STEP 1:
If you're 60 and above,
please scan your Senior Citizen
concessionary card



STEP 2:
Collect your kit and become
a Road Master now.